


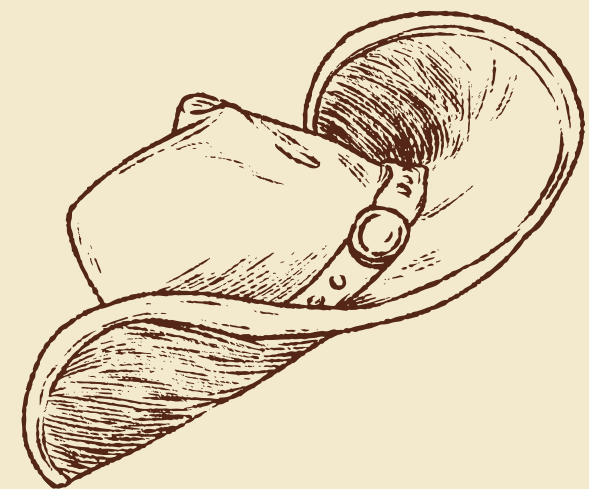
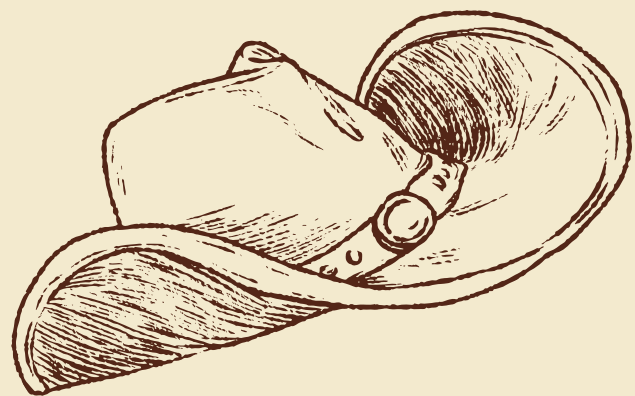



CRAZY FOR YOU

NEVADA GIRL HAIR TUTORIALS

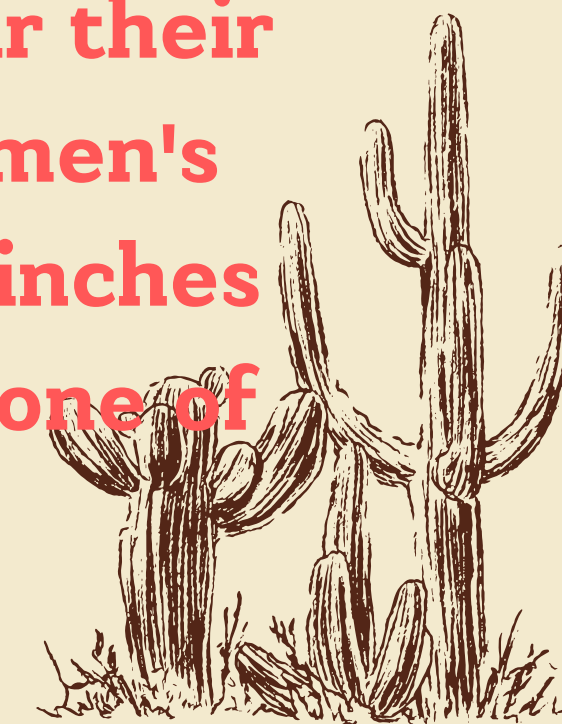



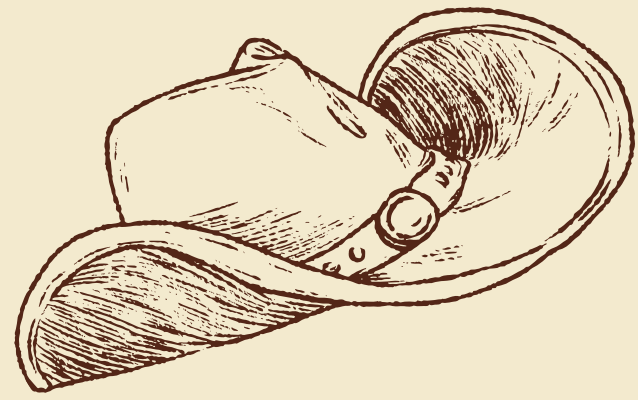


1930s Hair




The early 1930s closely resembled the 1920s in terms of fashion trends. Finger waves, shorter hollywood waves and short hairstyles remained highly favored across all ages and social classes. Long hair was seldom worn down or even half up/half down; instead, women with longer locks often styled them in pinned-up faux bob hairstyles. While finger waves continued to be a popular choice, they were characterized by larger, more voluminous forms. It was quite uncommon for women to wear their hair down. The subsequent pages feature images showcasing women's hairstyles from the 1930s. If your hair is longer than about 2 to 3 inches past shoulder length (when curled) then we need you to consider one of the following hair options for a Nevada Girl!







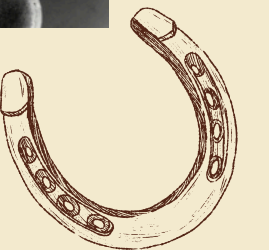


1930s Hair




[LINK FOR 1930S HAIR HISTORY VIDEO 1](#)
[LINK FOR 1930S HAIR HISTORY VIDEO 2](#)
[LINK FOR 1930S HAIR HISTORY VIDEO 3](#)



1930s Hair



1930s Hair



1930s Hair



Embracing 1930s Hairstyles for Dance

We understand that achieving the full 1930s hair look can be challenging while still being practical for dancing. However, for those with long hair, wearing it down in a half up/half down style does not align with the era's aesthetics. While we can certainly maintain the half up/half down style for convenience and support, it's essential to pin up the ends to eliminate excess length.



For anyone whose hair extends more than 2–3 inches past the shoulders (when curled), we need to ensure it is styled into a faux bob or pinned up. The upcoming pages will feature various tutorials offering options for achieving this look. Although some videos mention the 1920s, they truly reflect the 1930s if you utilize large barrel curling irons or curlers.



1930s Hair



1930s Hair - Faux Bobs

[LINK FOR FAUX BOB VIDEO TUTORIAL SAMPLE 1](#)

[LINK FOR FAUX BOB VIDEO TUTORIAL SAMPLE 2](#)

[LINK FOR FAUX BOB VIDEO TUTORIAL SAMPLE 3](#)

[LINK FOR FAUX BOB VIDEO TUTORIAL SAMPLE 4](#)

[LINK FOR FAUX BOB VIDEO TUTORIAL SAMPLE 5](#)


[LINK FOR FAUX BOB VIDEO TUTORIAL SAMPLE 6](#)

These videos offer various options for faux bob styles and explain how to style long hair in a way that creates the illusion of a bob.

If you decide to try these techniques, be sure to add curl, use strong bobby pins and apply multiple pins in one area to ensure everything is held securely in place. You don't have to make the bobs super short but shoulder length or shorter is preferable.



1930s Hair - Side Buns and Updos



[LINK FOR BUN/UPDO TUTORIAL SAMPLE 1](#)

[LINK FOR BUN/UPDO TUTORIAL SAMPLE 2](#)


[LINK FOR BUN/UPDO TUTORIAL SAMPLE 3](#)

[LINK FOR BUN/UPDO TUTORIAL SAMPLE 4](#)

[LINK FOR BUN/UPDO TUTORIAL SAMPLE 5](#)

[LINK FOR BUN/UPDO TUTORIAL SAMPLE 6](#)

[LINK FOR BUN/UPDO - NEED TO ADD 1930 FOR BANGS](#)



These videos present a range of loose buns and updos that provide similar styles to faux bobs while ensuring a bit more security. Just be sure to position the buns to the side and keep them loose, but not messy. Avoid having stray hairs everywhere, and try to keep hair out of your face as much as you can.



1930s Hair - Finger waves and Hollywood curls



[LINK FOR HOLLYWOOD WAVES SAMPLE 1](#)


[LINK FOR HOLLYWOOD CURLS TUTORIAL](#)

[LINK FOR OPTION FOR FINGER CURLS WITH CURLING IRON](#)

[LINK FOR COMBS TUTORIAL](#)




[LINK FOR VINTAGE LOOK WITH COMBS](#)

[LINK FOR SIDE COMB LOOK VINTAGE](#)




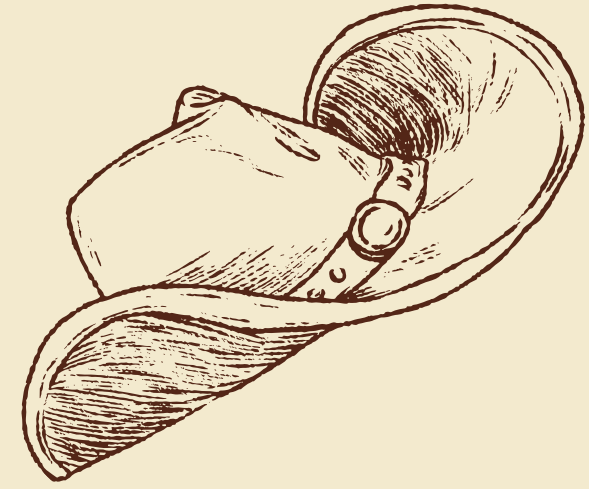
These videos feature various demonstrations of either finger waves or Hollywood waves. If you're styling your hair half up, half down—without a faux bob or bun/updo—and have longer hair, consider enhancing your look with elements that reflect the 1930s era. Incorporate Hollywood waves, finger waves, or stylish combs and accessories to achieve this classic vibe.

1930s Hair - Head Scarf Styles




Davis
Vintage



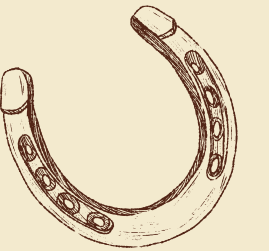


QUESTIONS?



Call or Text Mrs. Mary

614-973-9623



THANK YOU!

